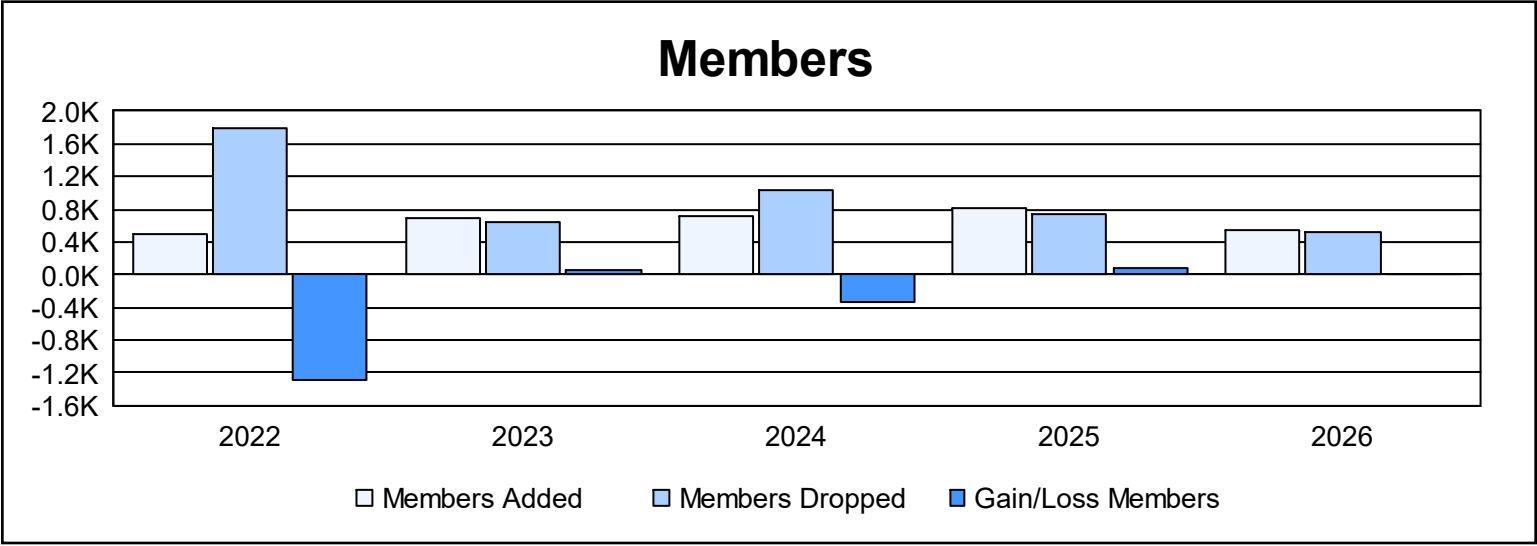
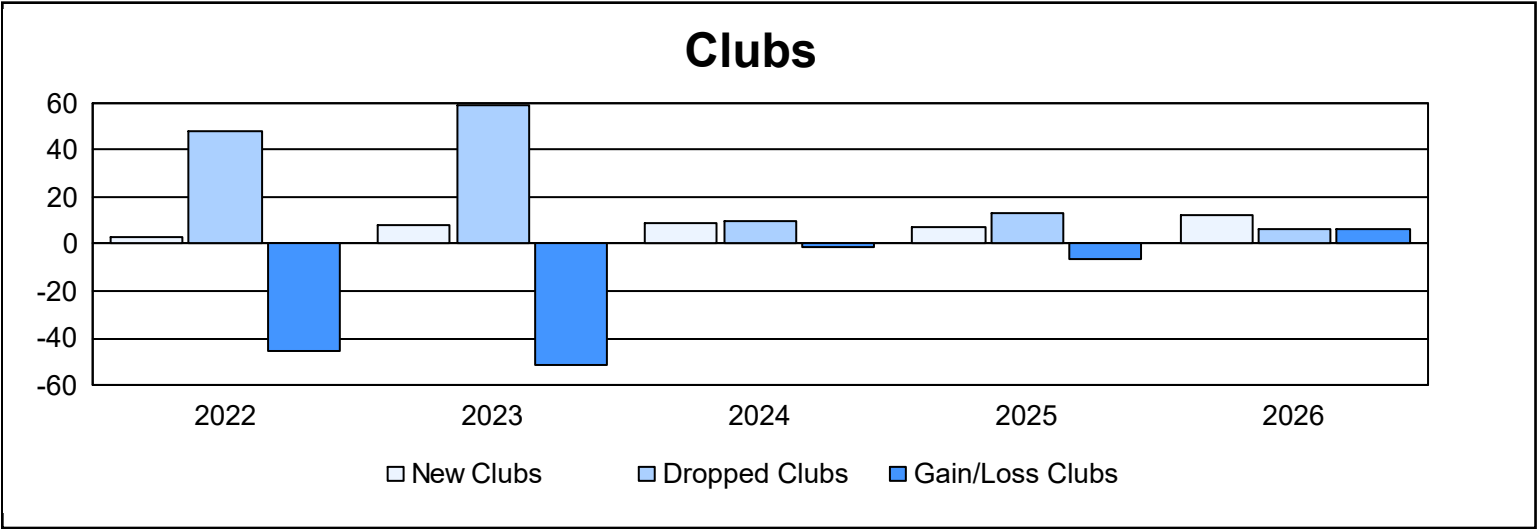
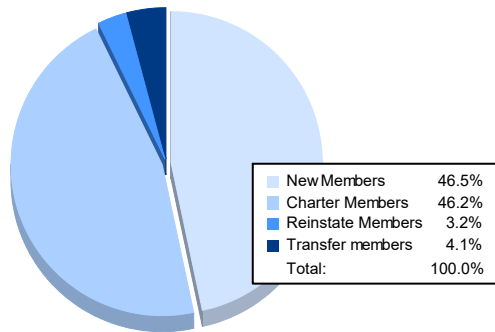


Year	New Clubs	Dropped Clubs	Gain/ Loss Clubs	New Members	Charter Members	Reinstate Members	Transfer Members	Total Member Added	Total Members Dropped	Gain/ Loss Members
2021-2022	3	48	-45	359	119	9	19	506	1,801	-1,295
2022-2023	8	59	-51	302	293	33	72	700	636	64
2023-2024	9	10	-1	447	200	29	34	710	1,040	-330
2024-2025	7	13	-6	545	223	18	39	825	753	72
2025-2026	12	6	6	249	247	17	22	535	516	19
Average	8	27	-19	380	216	21	37	655	949	-294



Membership Composition January 2026 Cumulative



Gender Composition January 2026 Cumulative

